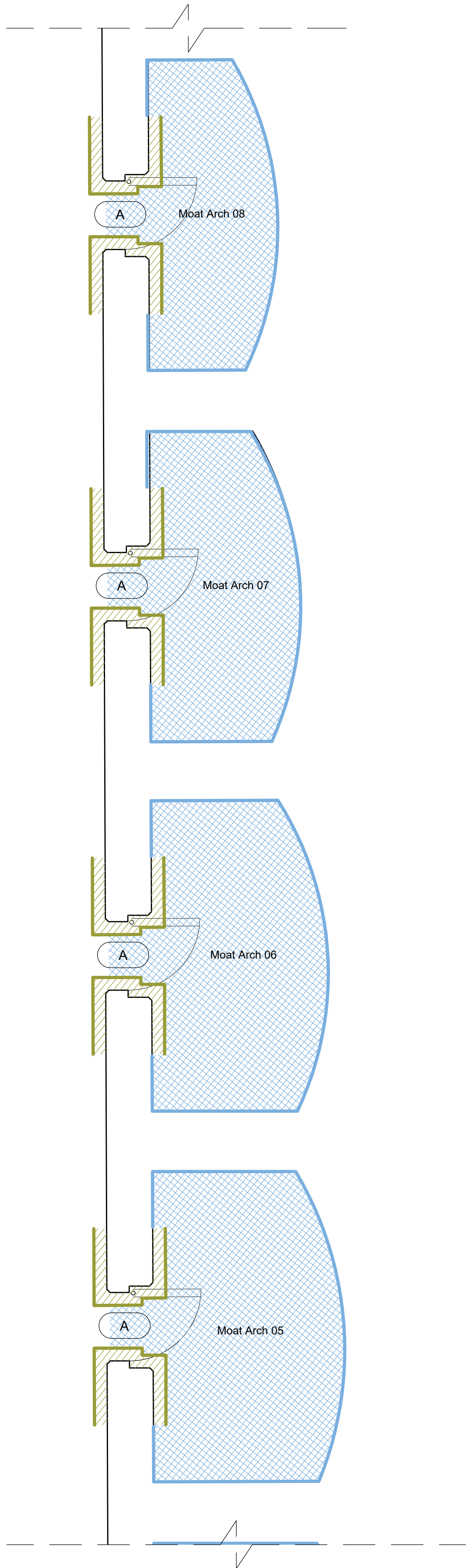
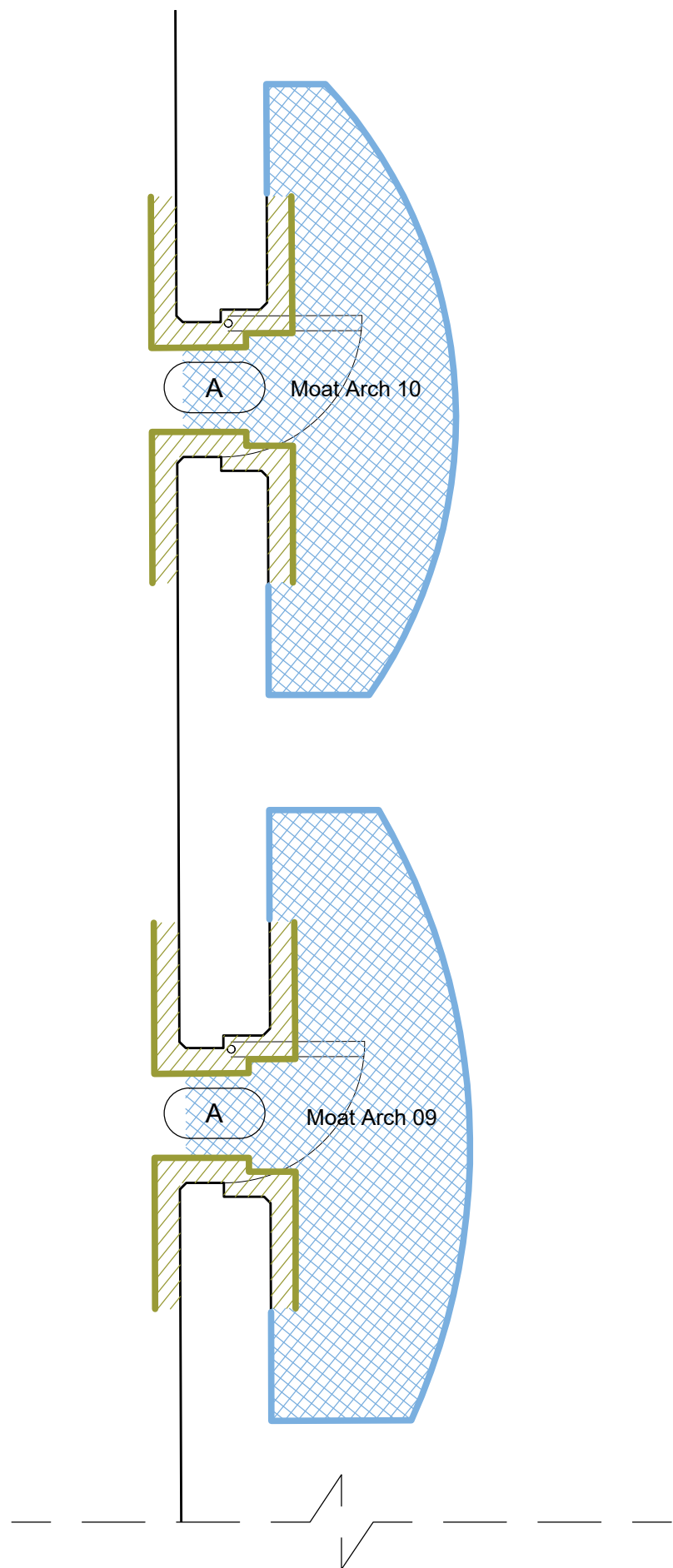


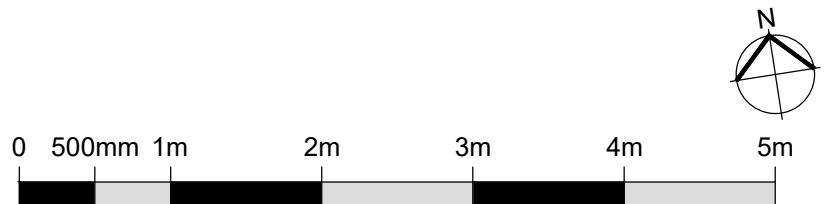
1 Moat Arches 01-04 - Plan as Existing Showing Protection  
1606 1:50



2 Moat Arches 05-08 - Plan as Existing Showing Protection  
1606 1:50



3 Moat Arches 09-10 - Plan as Existing Showing Protection  
1606 1:50



**Notes:**

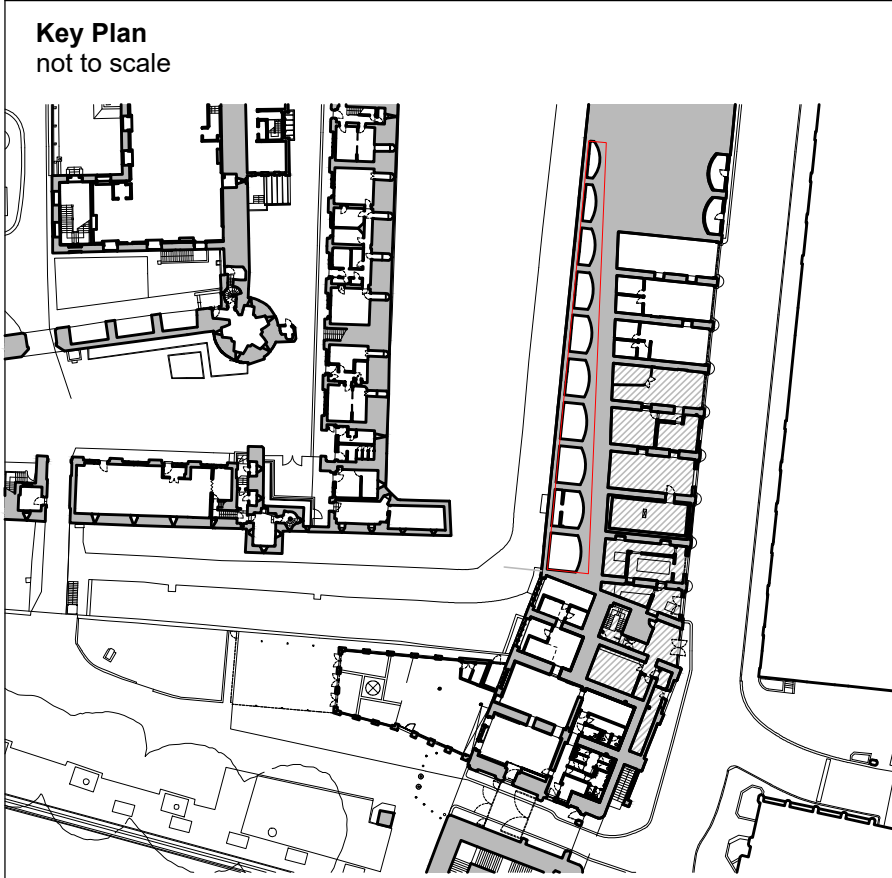
Drawings are based on survey data and may not accurately represent what is physically present.

Do not scale from this drawing. All dimensions are to be verified on site before proceeding with the work.

All dimensions are in millimetres unless noted otherwise.

Purcell shall be notified in writing of any discrepancies.

All digital information within this DWG format file is the copyright of Purcell Architecture Limited and is for information purposes only. No digital information maybe reused or reproduced by any party for any purpose without written permission.



- Key Plan**  
not to scale
- Protection Tier 1
- Flexible impact resistant sheeting (CORREX® Flame Retardant Protection Board or equivalent) fitted to a height of 2m
  - Sheeting to be securely held in place to prevent slippage using non-invasive or mark-making techniques
  - NB where this is shown to be applied to floors, this protection is to be laid down following removal of floor finishes and screeds, where required. Please refer to strip-out drawings for further information.
- Protection Tier 2
- Two layers of protective felt to be laid over historic surfaces and fixed in place using non invasive or mark-making techniques.
  - Rigid boxing constructed to fully encase and protect historic features. Boxing to be formed of CORREX® Flame Retardant Protection Board (or equivalent) with appropriate carcassing. Screws to be carefully selected and placed and placed to avoid damage to historic fabric
  - NB clear width for safe fire egress is to be achieved while ensuring adequate protection to fabric.
  - Where protection extends to external facing fabric, protection is to be made weatherproof, and buildup of moisture between protection and surface of historic fabric is to be avoided and managed.
- Door Protection
- Historic doors to be removed from hinges and stored safely for duration of works
  - Doors to be carefully rehung upon completion of works and remedial works and making good carried out as required and in accordance with heritage architect's instructions.

P02	17.10.2025	RP	KSH	TENDER DRAFT
C01	15.09.2025	RP	KSH	FOR TENDER
P01	18.07.2025	KSH	JMcK	STAGE 4 - FOR APPROVAL
REV	DATE	BY	CHK	DESCRIPTION

CLIENT  
**Historic Royal Palaces**

PROJECT  
**Tower of London Education Facilities**

JOB NUMBER  
**243442**

PURCELL

TITLE  
**Moat Arches 01-10 - Protection Schedule Floor Plans**

SIZE SCALE  
A1L 1:50 @ A1

REV SUITABILITY/REASON FOR ISSUE  
**P02 S4 - For Approval**

DRAWING NUMBER  
**243442-PUR-01-00-DR-A-1606**

PURCELL® IS THE REGISTERED TRADE NAME FOR PURCELL ARCHITECTURE LTD AND ALL SUBSIDIARY COMPANIES AND IS REGISTERED IN THE UNITED KINGDOM, EUROPEAN UNION, HONG KONG, CHINA AND AUSTRALIA.  
© PURCELL 2025 www.purcelluk.com